

## Form No. MGT-9

EXTRACT OF ANNUAL RETURN  
As on the financial year ended on 31-03-2022

[Pursuant to section 92(3) of the Companies Act, 2013 and rule 12(1) of the Companies (Management and Administration) Rules, 2014]

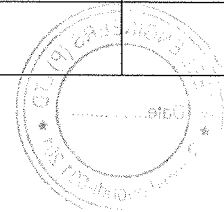

### (I) REGISTRATION AND OTHER DETAILS:

S. No.	Particulars	Particulars
i)	CIN NO.	U33309TN1989PTC017639
ii)	Registration Date	04.07.1989
iii)	Name of the Company	M/s. MABEL ENGINEERS PVT LTD.
iv)	Category / Sub-Category of the Company	Private Limited Company
v)	Address of Registered Office and contact detail	Plot No.53, 66-69, EPIP, Sipcot Industrial Complex, Gummidipoondi – 601201. Tamil Nadu, India.
vi)	Whether listed company	No
vii)	Name, Address and Contact details of Registrar and Transfer Agent, if any	NOT APPLICABLE

### (II) PRINCIPAL BUSINESS ACTIVITIES OF THE COMPANY

All the business activities contributing 10 % or more of the total turnover of the company shall be stated:-

Sl. No.	Name and Description of main products / services	NIC Code of the Product/ service	% to Total Turnover of the Company
1	MANUFACTURE OF CAPITAL GOODS FOR PROCESS INDUSTRY FOR BOTH DOMESTIC AND EXPORTS	Division 28 Group 281	99.72%
2	SERVICE	Group code:99861,99839 & 84196 Subclass:998619,998399 &841960 Product Code: 998919, 998399 & 84196000	0.28%
3	Trading	NIL	

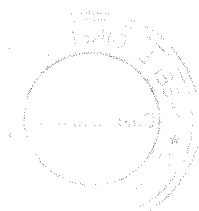



**(III) PARTICULARS OF HOLDING, SUBSIDIARY AND ASSOCIATE COMPANIES –NIL**

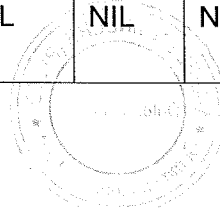

S. NO	NAME AND ADDRESS OF THE COMPANY	CIN/GLN	HOLDING/ SUBSIDIARY/ ASSOCIATE	% of shares Held	Applicable Section
1					
2					

**(IV) SHARE HOLDING PATTERN (Equity Share Capital Breakup as percentage of Total Equity)****i) Category-wise Share Holding**



Category of Shareholders	No. of Shares held at the beginning of the year				No. of Shares held at the end of the year				% Change during the year
	Demat	Physical	Total	% of Total Shares	Demat	Physical	total	% of total shares	
<b>A. Promoters</b>									
<b>(1) Indian</b>									
a) Individual/HUF	NIL	94329	94329	53.67	NIL	94329	94329	53.67	NIL
b) Central Govt.	NIL	NIL	NIL	NIL	NIL	NIL	NIL	NIL	NIL
c) State Govt. (s)	NIL	NIL	NIL	NIL	NIL	NIL	NIL	NIL	NIL
d) Bodies Corp.	NIL	NIL	NIL	NIL	NIL	NIL	NIL	NIL	NIL
e) Banks / FI	NIL	NIL	NIL	NIL	NIL	NIL	NIL	NIL	NIL
f) Any Other	NIL	NIL	NIL	NIL	NIL	NIL	NIL	NIL	NIL
<b>Sub-total (A) (1):-</b>	NIL	94329	94329	53.67	NIL	94329	94329	53.67	NIL



Category of Shareholders	No. of Shares held at the beginning of the year				No. of Shares held at the end of the year				% Change during the year
	Demat	Physical	Total	% of Total Shares	Demat	Physical	total	%of total shares	
<b>(2) Foreign</b>									
a) NRIs - Individuals	NIL	NIL	NIL	NIL	NIL	NIL	NIL	NIL	NIL
b) Other – Individuals	NIL	NIL	NIL	NIL	NIL	NIL	NIL	NIL	NIL
c) Bodies Corp.	NIL	NIL	NIL	NIL	NIL	NIL	NIL	NIL	NIL
d) Banks / FI	NIL	NIL	NIL	NIL	NIL	NIL	NIL	NIL	NIL
e) Any Other....	NIL	NIL	NIL	NIL	NIL	NIL	NIL	NIL	NIL
<b>Sub-total (A) (2):-</b>	NIL	NIL	NIL	NIL	NIL	NIL	NIL	NIL	NIL
<b>Total share holding of Promoter (A) = (A)(1)+(A)(2)</b>	NIL	94329	94329	53.67	NIL	94329	94329	53.67	NIL
<b>B. Public Shareholding</b>									
<b>1. Institutions</b>	NIL	NIL	NIL	NIL	NIL	NIL	NIL	NIL	NIL
a) Mutual Funds	NIL	NIL	NIL	NIL	NIL	NIL	NIL	NIL	NIL
b) Banks / FI	NIL	NIL	NIL	NIL	NIL	NIL	NIL	NIL	NIL
c) Central Govt.	NIL	NIL	NIL	NIL	NIL	NIL	NIL	NIL	NIL
d) State Govt. (s)	NIL	NIL	NIL	NIL	NIL	NIL	NIL	NIL	NIL
e) Venture Capital Funds	NIL	NIL	NIL	NIL	NIL	NIL	NIL	NIL	NIL
f) Insurance Companies	NIL	NIL	NIL	NIL	NIL	NIL	NIL	NIL	NIL
g) FIs	NIL	NIL	NIL	NIL	NIL	NIL	NIL	NIL	NIL



Category of Shareholders	No. of Shares held at the beginning of the year				No. of Shares held at the end of the year				% Change during the year
	Demat	Physical	Total	% of Total Shares	Demat	Physical	total	% of total shares	
<b>h) Foreign Venture Capital Funds</b>	NIL	NIL	NIL	NIL	NIL	NIL	NIL	NIL	NIL
<b>i) Others (specify)</b>	NIL	NIL	NIL	NIL	NIL	NIL	NIL	NIL	NIL
<b>Sub-total (B)(1):-</b>	NIL	NIL	NIL	NIL	NIL	NIL	NIL	NIL	NIL
<b>2. Non-Institutions</b>	NIL	NIL	NIL	NIL	NIL	NIL	NIL	NIL	NIL
a) Bodies Corp.	NIL	NIL	NIL	NIL	NIL	NIL	NIL	NIL	NIL
i) Indian	NIL	NIL	NIL	NIL	NIL	NIL	NIL	NIL	NIL
ii) Overseas	NIL	NIL	NIL	NIL	NIL	NIL	NIL	NIL	NIL
b) Individuals									
i) Individual shareholders holding nominal share capital upto Rs. 1 lakh	NIL	NIL	NIL	NIL	NIL	NIL	NIL	NIL	NIL
ii) Individual shareholders holding nominal share capital in excess of Rs 1 lakh	NIL	81419	81419	46.33	NIL	81419	81419	46.33	NIL
c) Others (specify)	NIL	NIL	NIL	NIL	NIL	NIL	NIL	NIL	NIL
Total Public Shareholding (B)=(B)(1)+(B)(2)	NIL	NIL	NIL	NIL	NIL	NIL	NIL	NIL	NIL
C. Shares held by Custodian for GDRs & ADRs	NIL	NIL	NIL	NIL	NIL	NIL	NIL	NIL	NIL
Grand Total (A+B+C)	NIL	81419	81419	46.33%	NIL	81419	81419	46.33	NIL



## ii) Share Holding of Promoters


Sl. No.	Shareholder's Name	Shareholding at the beginning of the year			Share holding at the end of the Year			% change in share holding during the year
		No. of Shares	% of total Shares of the company	% of Shares Pledged / encumbered to total shares	No. of Shares	% of total Shares of the company	% of Shares Pledged / encumbered to total shares	
1	S.RAMAN	43349	24.66%	NIL	43349	24.66%	NIL	NIL
2	V.S.RAVIKUMAR	50980	29.01%	NIL	50980	29.01%	NIL	NIL
	TOTAL	94329	53.67%	NIL	94329	53.67%	NIL	NIL

## iii) Change in Promoters' Shareholding (Please specify, if there is no change)

	Name of the Promoter		Shareholding at the beginning of the year		Cumulative Share holding during the Year	
			No. of Shares	% of total Shares of the company	No. of Shares	% of total Shares of the company
1	S.RAMAN	At the beginning of the Year	43349	24.66%	43349	24.66%
		Increase/ Decrease due to Share Transfer	NIL	NIL	NIL	NIL
		At the End of the Year	43349	24.66%	43349	24.66%
2	V.S.RAVIKUMAR	At the beginning of the Year	50980	29.01%	50980	29.01%
		Increase/ Decrease due to Share Transfer	NIL	NIL	NIL	NIL
		At the End of the Year	50980	29.01%	50980	29.01%

## iv) Shareholding Pattern of top ten Shareholders (other than Directors, Promoters and Holders of GDRs and ADRs):



	Name of the Share Holder	Shareholding at the beginning of the year		Cumulative Share holding during the Year		
		No. of Shares	% of total Shares of the Company	No. of Shares	% of total Shares of the Company	
1	R.MAHIBALAN	At the beginning of the Year	43344	24.66%	43344	24.66%
		Increase / Decrease in Share holding during the Period	NIL	NIL	NIL	NIL
		At the End of the Year	43344	24.66%	43344	24.66%
2	LATHA RAMAN	At the beginning of the Year	15230	8.67	15230	8.67
		Increase / Decrease in Share holding during the Period	NIL	NIL	NIL	NIL
		At the End of the Year	15230	8.67	15230	8.67



	Name of the Share Holder	Shareholding at the beginning of the year		Cumulative Share holding during the Year	
		No. of Shares	% of total Shares of the Company	No. of Shares	% of total Shares of the Company
3	DIVYA RAMAN				
	At the beginning of the Year	7615	4.33 %	7615	4.33 %
	Increase / Decrease in Share holding during the Period	NIL	NIL	NIL	NIL
	At the End of the Year	7615	4.33 %	7615	4.33 %
	Name of the Share Holder	Shareholding at the beginning of the year		Cumulative Share holding during the Year	
		No. of Shares	% of total Shares of the Company	No. of Shares	% of total Shares of the Company
4	NANDINI RAVI				
	At the beginning of the Year	15230	8.67%	15230	8.67%
	Increase / Decrease in Share holding during the Period	NIL	NIL	NIL	NIL
	At the End of the Year	15230	8.67%	15230	8.67%

**v). Shareholding of Directors and Key Managerial Personnel:**

	Name of the Director		Shareholding at the beginning of the year		Cumulative Share holding during the Year	
			No. of Shares	% of total Shares of the company	No. of Shares	% of total Shares of the company
1	S.RAMAN	At the Year beginning	43349	24.66%	43349	24.66%
		Increase / Decrease due to Share Transfer	NIL	NIL	NIL	NIL
		At the End of the Year	43349	24.66%	43349	24.66%
2	V.S.RAVIKUMAR	At the Year beginning	50980	29.01%	50980	29.01%
		Increase / Decrease due to Share Transfer	NIL	NIL	NIL	NIL
		At the End of the Year	50980	29.01%	50980	29.01%
3	R.MAHIBALAN	At the Year beginning	43344	24.66%	43344	24.66%
		Increase / Decrease due to Share Transfer	NIL	NIL	NIL	NIL
		At the End of the Year	43344	24.66%	43344	24.66%



**(V) INDEBTEDNESS of the Company including interest outstanding/accrued but not due for payment (Amount in Rs. Lakhs)**

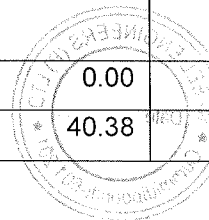

	Secured Loans excluding deposits Rs. In lakhs	Unsecured Loans Rs. In lakhs	Deposits	Total Indebtedness Rs. In lakhs
<b>Indebtedness at the beginning of the financial year</b>				
i) Principal Amount	698.22	75.49	NIL	773.71
ii) Interest due but not paid	NIL	30.08	NIL	30.08
iii) Interest accrued but not due	NIL	NIL	NIL	NIL
<b>Total (i+ii+iii)</b>	698.22	105.57	NIL	803.79
<b>Change in Indebtedness during the financial year</b>				
□ Addition □ Reduction	-410.30	-67.85	NIL	-478.15
<b>Net Change</b>	-410.30	-67.85	NIL	-478.15
<b>Indebtedness at the end of the financial year</b>				
i) Principal Amount	287.92	32.51	NIL	320.43
ii) Interest due but not paid	NIL	5.21	NIL	5.21
iii) Interest accrued but not due	NIL	NIL	NIL	NIL
<b>Total (i+ii+iii)</b>	287.92	37.72	NIL	325.64

**(VI) REMUNERATION OF DIRECTORS AND KEY MANAGERIAL PERSONNEL**

*A. Remuneration to Managing Director, Whole-time Directors and/or Manager:*

*(Amount in Lacs)*

Sl. no.	Particulars of Remuneration			Total
		MD	WTD	
1.	Gross salary	S.Raman	V.S.Ravi Kumar	
	(a) Salary as per provisions contained in section 17(1) of the Income-tax Act, 1961	40.38	40.38	80.75
	(b) Value of perquisites u/s 17(2) Income-tax Act, 1961	0.00	0.00	0.00
	(c) Profits in lieu of salary under section 17(3) Income-tax Act, 1961	0.00	0.00	0.00
2.	Stock Option	0.00	0.00	0.00
3.	Sweat Equity	0.00	0.00	0.00
4.	Commission - as % of profit - others, specify...	0.00	0.00	0.00
5.	Others, please specify	0.00	0.00	0.00
	<b>Total (A)</b>	40.38	40.38	80.75

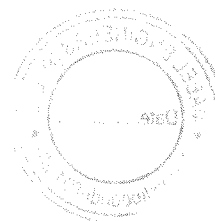



**B. Remuneration to other directors:**

Sl. no.	Particulars of Remuneration	Name of Directors				Total Amount
	1. Independent Directors <input type="checkbox"/> Fee for attending board / committee meetings <input type="checkbox"/> Commission <input type="checkbox"/> Others, please specify					
	<b>Total (1)</b>					
	2. Other Non-Executive Directors <input type="checkbox"/> Fee for attending board / committee meetings <input type="checkbox"/> Commission <input type="checkbox"/> Others, please specify Salary	MR.R.MAHIBALAN				
	<b>Total (2)</b>					<b>Rs.20.13 Lacs</b>
	<b>Total (B)=(1+2)</b>					<b>Rs.20.13 Lacs</b>
	<b>Total Managerial Remuneration</b>					
	<b>Overall Ceiling as per the Act</b>					<b>Not Applicable</b>

**C. REMUNERATION TO KEY MANAGERIAL PERSONNEL OTHER THAN MD/MANAGER/WTD : NIL**

Sl. No.	Particulars of Remuneration	Key Managerial Personnel			
		CEO	Company Secretary	CFO	Total
1.	Gross salary				
	(a) Salary as per provisions contained in section 17(1) of the Income-tax Act, 1961				
	(b) Value of perquisites u/s 17(2) Income-tax Act, 1961				
	(c) Profits in lieu of salary under section 17(3) Income tax Act, 1961				
2.	Stock Option				
3.	Sweat Equity				
4.	Commission - as % of profit - others, specify...				
5.	Others, please specify				
	<b>Total</b>				






**(VII) PENALTIES / PUNISHMENT/ COMPOUNDING OF OFFENCES: NIL**

Type	Section of the Companies Act	Brief Description	Details of Penalty / Punishment/ Compounding fees imposed	Authority [RD / NCLT/ COURT]	Appeal made, if any (give Details)
Penalty					
Punishment					
Compounding					
<b>C. OTHER OFFICERS IN DEFAULT NIL</b>					
Penalty					
Punishment					
Compounding					

PLACE: GUMMIDIPOONDI 601 201

Dated: 20<sup>th</sup> June 2022



  
S. RAMAN  
MANAGING DIRECTOR

  
V.S.RAVI KUMAR  
DIRECTOR

